
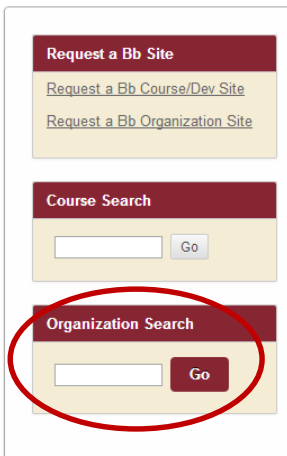


Blackboard Organization Self-Enroll Instructions

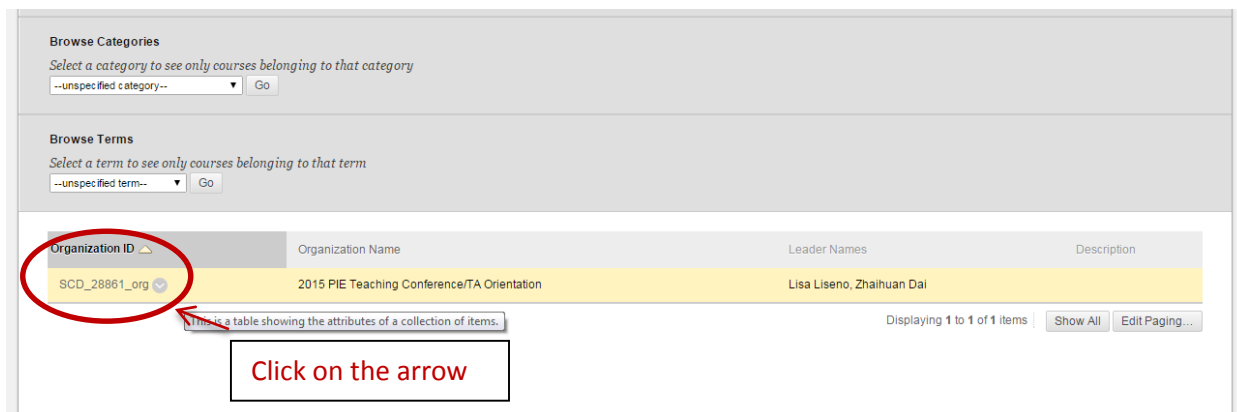
Step 1. Log in to Blackboard and click on the **Courses & Orgs** tab.



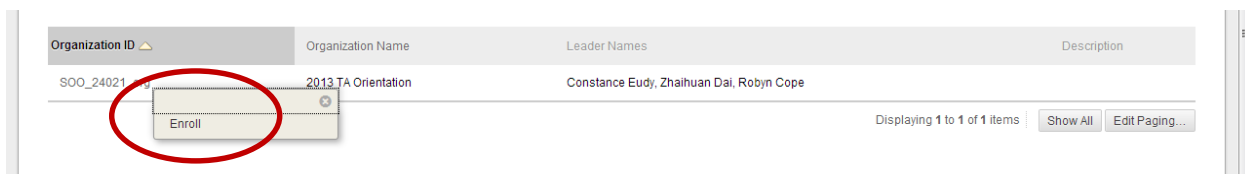
Step 2. From the left column, type “2015 PIE Teaching Conference/TA Orientation” in Organization Search, and click **Go**.



Step 3. When you find **2015 PIE Teaching Conference/TA Orientation** in search results, move your cursor to the row and click the drop-down arrow next to **SCD_28861_org** (under Organization ID).



Step 4. Then click on **Enroll**.



Step 5. A Self Enrollment submission page will show up. Click on **Submit** and you are all set!